

Product information
Leaflet

GLYCARE[®] LNnT

One of the most abundant
neutral core HMOs in
human milk

**Early life nutrition innovation from
dsm-firmenich**

Providing the best infant nutrition is vital for all families. That's why dsm-firmenich is proud to offer GLYCARE[®] HMOs. These compounds are developed with science-backed quality and safety at their core. As a fully integrated manufacturer with one of the broadest HMO offerings, dsm-firmenich can reliably provide ease-of-scale no matter the size of your business. Partner with us to get your products one step closer to what nature intended.

Partner with dsm-firmenich for access to our broad portfolio of products, customized solutions, and expert services aimed at supporting your entire product life cycle, from concept to consumption.

www.dsm-firmenich.com/health-nutrition-care

dsm-firmenich 

Human Milk Oligosaccharides (HMOs) are all about human-derived benefits for humans

Uniquely human

- HMOs are complex carbohydrates found in human breastmilk
- No other mammal has near the concentration and complexity of structures in their milk¹⁻⁶

Abundance and diversity in human milk

- 3rd largest component of human milk⁷
- >200 different HMOs identified in human milk, a diversity not seen in other animal milks⁴⁻⁶
- Variation in concentration and diversity occurs over lactation period, by maternal genetics, geographic region, and ethnicity^{8,9}

Lacto-N-neotetraose (LNnT): Complex structures with potential functional benefits

- Help establish a balanced early-life microbiota^{10,11}
- Contribute to immune system support^{12,13}



Potential functional benefits of GLYCARE® LNnT, as demonstrated primarily in pre-clinical studies



- A combination of GLYCARE® 2FL and GLYCARE® LNnT may reduce incidence of colic in infants born via cesarean section¹⁴



- Helps balance gut microbiota by stimulating growth of beneficial bacteria¹⁵⁻¹⁷
- May help develop and mature the infant's gut¹⁸



- May help support normal immune function¹⁹⁻²¹
- In a clinical study supplementing infant formula with GLYCARE® 2FL and GLYCARE® LNnT, there were significantly fewer parental reports of bronchitis, lower respiratory tract infections, and antipyretic and antibiotic use¹⁴

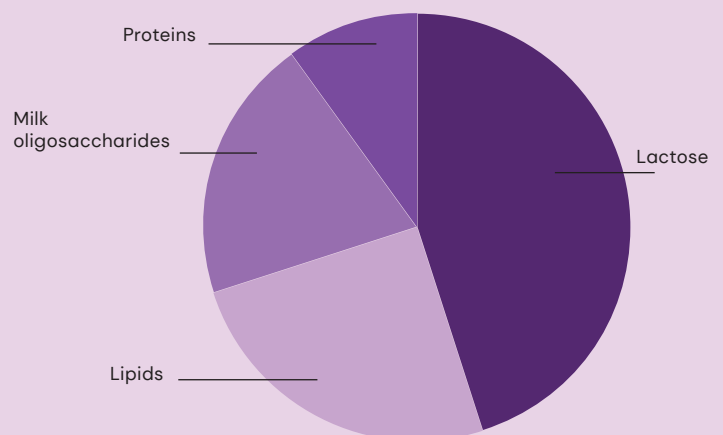


- May support normal gut barrier function¹⁸

Breastmilk – the gold standard

The best nutrition for infants is a mother's breastmilk, which includes essential nutrients important for an infant's growth and development. Recent research shows that one of the largest differentiating features of breastmilk compared to cow's milk-based infant formula is the concentration and variety of milk oligosaccharides.¹⁸ Until recently, HMOs have not been part of infant formula.

You can see the macronutrients composition in human milk in the chart to the right:



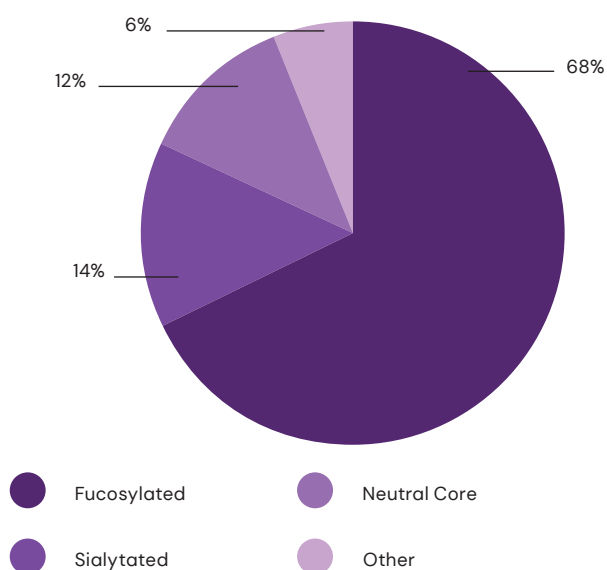
2'FL and LNnT promote a healthy start in life for infants

2'FL is the most abundant fucosylated HMO in breastmilk and LNnT is one of the most abundant neutral core HMOs in breastmilk. Together, these two HMOs have been shown to impact infant health and positively modulate the gut microbiota to a profile similar to breast fed infants.^{8,12}

Supplementation with GLYCARE® 2FL and GLYCARE® LNnT may help support a normal immune system.¹²

Three major classes defined by nature of their structure

Weighted median in mature milk (g/L)



GLYCARE® DFL product information

- 5 years of shelf life from production date
- Purity levels range from 96–98% depending on the variant
- Available in different variants such as KfP, hypoallergenic, crystallized and amorphous powder
- White, homogenous powder with a neutral to slightly sweet taste
- Manufactured without contact to latex, bisphenol A, or phthalates
- This product is free from: Animal derived ingredients (ADI), Allergens (except milk),[§] Genetically modified organisms (GMO)[¥]
- Contains up to 3% lactose[§]

§ according to EC regulation 1169/2011 annex II

¥ according to EC regulation 1829/2003 and 1830/2003




Broad product portfolio and a leading HMO innovator



Proven, reliable supply that scales with you



Highest safety and quality standards



Largest global market access: 160+ countries*

* We are continuously expanding our global approval footprint across application areas. For more details, please ask for our Regulatory Overview.

For more information, get in touch with your dsm-firmenich representative, or visit www.dsm-firmenich.com/health-nutrition-care

dsm-firmenich GLYCARE® HMOs are produced to the highest quality of certifications, approvals, and procedures

The full GLYCARE® HMO portfolio

- GLYCARE® 2FL
- GLYCARE® 3SL
- GLYCARE® LNNt
- GLYCARE® LNT
- GLYCARE® 2FL/DFL
- GLYCARE® 3FL
- GLYCARE® 6SL
- GLYCARE® LNFP I



ISO
9001:2015



FSSC
22000



SMETA



Halal



Kosher

References

1. T. Urashima, T. Saito, T. Nakamura, and M. Messer, "Oligosaccharides of milk and colostrum in non-human mammals," *Glycoconjugate Journal*, vol. 18, no. 5, Springer, pp. 357–371, 2001, doi: 10.1023/A:1014881913541.
2. D. S. Newburg et al., "Milk oligosaccharides across species," *Pediatr. Res.*, vol. 45, no. 5, pp. 745–745, May 1999, doi: 10.1203/00006450-199905010-00044.
3. S. Albrecht et al., "A comparative study of free oligosaccharides in the milk of domestic animals," *Br. J. Nutr.*, vol. 111, no. 7, pp. 1313–1328, Apr. 2014, doi: 10.1017/S0007114513003772.
4. N. Tao et al., "Evolutionary glycomics: Characterization of milk oligosaccharides in primates," *J. Proteome Res.*, vol. 10, no. 4, pp. 1548–1557, 2011, doi: 10.1021/pr1009367.
5. T. Urashima, S. Asakuma, F. Leo, K. Fukuda, M. Messer, and O. T. Oftedal, "The Predominance of Type I Oligosaccharides Is a Feature Specific to Human Breast Milk," *Am. Soc. Nutr. Adv. Nutr.*, vol. 3, pp. 473S–482S, 2012, doi: 10.3945/an.111.001412.
6. P. Gagneux et al., "Human-specific Regulation of β 2–6-linked Sialic Acids," *J. Biol. Chem.*, vol. 278, no. 48, pp. 48245–48250, 2003, doi: 10.1074/jbc.M309813200.
7. Hegar, B., Wibowo, Y., Basrowi, R. W., Ranuh, R. G., Sudarmo, S. M., Munasir, Z., Atthiyah, A. F., Widodo, A. D., Supriatmo, Kadim, M., Suryawan, A., Diana, N. R., Manoppo, C., & Vandenplas, Y. (2019). The Role of Two Human Milk Oligosaccharides, 2'-Fucosyllactose and Lacto-N-Neotetraose, in Infant Nutrition. *Pediatric gastroenterology, hepatology & nutrition*, 22(4), 330–340. <https://doi.org/10.5223/pghn.2019.22.4.330>
8. Vandenplas, Y., Berger, B., Carnielli, V. P., Ksiazek, J., Lagström, H., Sanchez Luna, M., Migacheva, N., Mosselmans, J., Picaud, J., Possner, M., Singhal, A., & Wabitsch, M. (2018). Human Milk Oligosaccharides: 2'-Fucosyllactose (2'-FL) and Lacto-N-Neotetraose (LNnT) in Infant Formula. *Nutrients*, 10(9)10390/nu10091161
9. Soyylmaz, Buket, et al. "The Mean of Milk: A Review of Human Milk Oligosaccharide Concentrations throughout Lactation." *Nutrients*, 2021, doi:10.3390/nu13082737
10. Berger, Bernard, et al. "Linking Human Milk Oligosaccharides, Infant Fecal Community Types, and Later Risk to Require Antibiotics." *MBio*, vol. 11, no. 2, 2020, pp. 1–18, doi:10.1128/mbio.03196-19.
11. Bezirtzoglou, Eugenia, et al. "Anaerobe Microbiota pro Fi Le in Feces of Breast- and Formula-Fed Newborns by Using Fluorescence in Situ Hybridization (FISH)." *Anaerobe*, vol. 17, no. 6, Elsevier Ltd, 2011, pp. 478–82, doi:10.1016/j.anaerobe.2011.03.009.
12. Duska-McEwen, G., Senft, A.P., Ruetschilling, T.L., Barrett, E.G. and Buck, R.H. (2014) Human Milk Oligosaccharides Enhance Innate Immunity to Respiratory Syncytial Virus and Influenza in Vitro. *Food and Nutrition Sciences*, 5, 1387–1398. <http://dx.doi.org/10.4236/fns.2014.514151>
13. Vigsnaes, Ghyselinck, Van den Abbeele, McConnell, Moens, Marzocchi, & Bajic. (2021). 2-FL and LNnT Exert Antipathogenic Effects against C. difficile ATCC 9689 In Vitro, Coinciding with Increased Levels of Bifidobacteriaceae and/or Secondary Bile Acids. *Pathogens* (Basel), 10(927), 927. <https://doi.org/10.3390/pathogens10080927>
14. Puccio, Giuseppe, et al. "Effects of Infant Formula with Human Milk Oligosaccharides on Growth and Morbidity: A Randomized Multicenter Trial." *Journal of Pediatric Gastroenterology and Nutrition*, vol. 64, no. 4, Lippincott Williams and Wilkins, Apr. 2017, pp. 624–31, doi:10.1097/MPG.0000000000001520.
15. Ruiz-Moyano, Santiago, et al. "Variation in Consumption of Human Milk Oligosaccharides by Infant Gut-Associated Strains of Bifidobacterium Breve." *Applied and Environmental Microbiology*, vol. 79, no. 19, 2013, pp. 6040–49, doi:10.1128/AEM.01843-13.
16. Asakuma, Sadaki, et al. "Physiology of Consumption of Human Milk Oligosaccharides by Infant Gut-Associated Bifidobacteria." *Journal of Biological Chemistry*, vol. 286, no. 40, 2011, pp. 34583–92, doi:10.1074/jbc.M111.248138.
17. Thongaram, Taksawan, et al. "Human Milk Oligosaccharide Consumption by Probiotic and Human-Associated Bifidobacteria and Lactobacilli." *Journal of Dairy Science*, vol. 100, no. 10, American Dairy Science Association, 2017, pp. 7825–33, doi:10.3168/jds.2017-12753.
18. Šuligoj, T., Vigsnaes, L. K., Abbeele, P. V. d., Apostolou, A., Karalis, K., Savva, G. M., McConnell, B., & Juge, N. (2020). Effects of Human Milk Oligosaccharides on the Adult Gut Microbiota and Barrier Function. *Nutrients*, 12(9), 2808. <https://doi.org/10.3390/nu12092808>
19. Cheng, Lianghui, et al. "Human Milk Oligosaccharides and Its Acid Hydrolysate LNT2 Show Immunomodulatory Effects via TLRs in a Dose and Structure-Dependent Way." *Journal of Functional Foods*, vol. 59, no. March, Elsevier, 2019, pp. 174–184, doi:10.1016/j.jff.2019.05.023.
20. Vandenplas, Y., Żołnowska, M., Berni Canani, R., Ludman, S., Tengelyi, Z., Moreno-Álvarez, A., Goh, A. E. N., Gosoni, M. L., Kirwan, B., Tadi, M., Heine, R. G., & Cinnamon Study Investigator Group, null. (2022). Effects of an Extensively Hydrolyzed Formula Supplemented with Two Human Milk Oligosaccharides on Growth, Tolerability, Safety and Infection Risk in Infants with Cow's Milk Protein Allergy: A Randomized, Multi-Center Trial. *Nutrients*, 14(3)10.3390/nu14030530
21. Nowak-Węgrzyn, A., Czerkies, L., Reyes, K., Collins, B., & Heine, R. G. (2019). Confirmed Hypoallergenicity of a Novel Whey-Based Extensively Hydrolyzed Infant Formula Containing Two Human Milk Oligosaccharides. *Nutrients*, 11(7), 1447. 10.3390/nu11071447
22. Bode, L. "Human Milk Oligosaccharides and Their Beneficial Effects." *Handbook of Dietary and Nutritional Aspects of Human Breast Milk*, no. 5, 2013, pp. 515–32, doi:10.3920/978-90-8686-764-6.

Disclaimer

Copyright © 2025 dsm-firmenich group.
www.dsm-firmenich.com. All rights reserved.

dsm-firmenich has used diligent care to ensure that the information provided herein is accurate and up-to-date to the best of its knowledge. However, dsm-firmenich makes no representation or warranty, either expressly or implied, of the accuracy, reliability, completeness, or suitability thereof. The information provided herein contains scientific and product information for business-to-business use and does not constitute or provide scientific or medical advice, diagnosis or recommendation for treatment options. Country or region-specific information should be considered when labelling or advertising to final consumer. In no event shall dsm-firmenich be liable for any direct or indirect damages arising from or reliance upon, or use of, any information provided herein. The content of this document is subject to change without further notice. Please contact your local dsm-firmenich representative for the latest information. All trademarks listed in this document are either (registered) trademarks of, or trademarks licensed by, the dsm-firmenich group of companies, unless explicitly stated otherwise.

dsm-firmenich